

2014 Ram ProMaster FEATURE AVAILABILITY – U.S. MARKET


Complete package information is listed at the end of the Feature Availability section. NOTE: Information shown is correct at time of publication and is subject to change

LEGEND: S = Standard, O = Optional, P = Package, — = Not available, LPO = Limited Product Offering


	Cargo Van (1500, 2500, 3500)	Cutaway (3500)	Chassis Cab (3500)	Window Van (2500)
Configuration				
1500 Cargo Van – 118-in. wheelbase – low roof (8,550-lb. GVWR)	O	—	—	—
1500 Cargo Van – 136-in. wheelbase – low roof (8,550-lb. GVWR)	O	—	—	—
1500 Cargo Van – 136-in. wheelbase – high roof (8,550-lb. GVWR)	O	—	—	—
2500 Cargo Van – 136-in. wheelbase – high roof (8,900-lb. GVWR)	O	—	—	—
2500 Cargo Van – 159-in. wheelbase – high roof (8,900-lb. GVWR)	O	—	—	—
3500 Cargo Van – 159-in. wheelbase – high roof (9,350-lb. GVWR)	O	—	—	—
3500 Cargo Van – 159-in. wheelbase EXT – high roof (9,350-lb. GVWR)	O	—	—	—
3500 Chassis Cab – 136-in. wheelbase – low roof, 81-in. cab to axle (9,350-lb. GVWR)	—	O	—	—
3500 Chassis Cab – 136-in. wheelbase – low roof, 104-in. cab to axle (9,350-lb. GVWR)	—	O	—	—
3500 Chassis Cab – 159-in. wheelbase EXT – low roof, 104-in. cab to axle (9,350-lb. GVWR)	—	O	—	—
3500 Cut-Away – 136-in. wheelbase – low roof, 81-in. cab to axle (9,350-lb. GVWR)	—	—	O	—
3500 Cut-Away – 136-in. wheelbase – low roof, 104-in. cab to axle (9,350-lb. GVWR)	—	—	O	—
3500 Cut-Away – 136-in. wheelbase EXT – low roof, 104-in cab to Axle (9,350-lb. GVWR)	—	—	O	—
2500 Window Van – 159-in. wheelbase, high roof (8,900-lb. GVWR)	—	—	—	O
Powertrain				
3.6-liter V-6 gas engine (ERB) with six-speed 62TE automatic transmission	S	S	S	S
3.0-liter I-4 turbo diesel engine (EXG) with six-speed automated manual transmission	O	O	O	O




	Cargo Van (1500, 2500, 3500)	Cutaway (3500)	Chassis Cab (3500)	Window Van (2500)
Mechanical Features				
Alternator				
180-amp	S	—	—	S
220-amp (optional on 3.6-liter gas engine, standard on 3.0-liter diesel engine)	O	S	S	O
Axle				
3.86 ratio (standard with 3.6-liter V-6 gas engine)	S	S	S	S
4.56 ratio (standard on 3.0-liter diesel engine)	O	O	O	O
Battery				
95 amp, 800 amps cranking (included with 3.6-liter gas engine)	S	S	S	S
100 amp, 950 amps cranking (included with 3.0-liter diesel engine)	P	P	P	P
Cold weather kit — available with diesel engine	O	O	O	O
Engine Block Heater				
3.6-liter gas (includes engine block heater)	O	O	O	O
3.0-liter diesel (includes engine block, transmission, and gear box heaters)	O	O	O	O
Engine oil cooling — Heavy duty (included with 3.6-liter gas engine)	P	P	P	P
Auxiliary transmission cooler, heavy duty (included with 3.6-liter gas engine)	P	P	P	P
Fuel Tank				
24-gallon	S	S	S	S
Auxiliary fuel tap	S	S	S	S
Shock Absorbers				
Front, twin tube	S	S	S	S
Rear, heavy duty	S	S	S	S
Steering — hydraulic power (rack and pinion)	S	S	S	S
Suspension				
Front, McPherson struts, GVWR tuned control arms, cast iron knuckles, solid stabilizer bar	S	S	S	S
Rear, single leaf spring, drop axle configuration	S	S	S	S
1500 GVWR light-duty suspension 118-in. wheelbase	S	—	—	—
1500 GVWR medium-duty suspension 136-in. wheelbase	S	—	—	—
2500 GVWR heavy-duty suspension 136-in. and 159-in. wheelbases	S	—	—	—
3500 GVWR heavy-duty suspension with 20mm diameter rear sway bar	S	S	S	O
2500 GVWR touring suspension (with 26mm diameter rear sway bar)	—	—	—	S
3500 GVWR high center of gravity suspension with 26mm diameter rear sway bar	—	O	O	—




	Cargo Van (1500, 2500, 3500)	Cutaway (3500)	Chassis Cab (3500)	Window Van (2500)
Exterior				
Badge				
Ram head (front grille)	S	S	S	S
Ram head, (rear door)	S	—	—	S
Ram ProMaster1500/2500/3500 (front doors)	S	S	S	S
Body side moldings	S	S	S	S
Bumpers — rear, black	S	—	—	S
Doors				
Right side sliding door	S	—	—	—
Right side sliding door with glass	O	—	—	S
Left side sliding door	O	—	—	—
Left side sliding door with glass	O	—	—	—
Rear doors with 260 degree opening	S	—	—	—
Rear doors with glass 260 degree opening	O	—	—	S
Door handles — black	S	S	S	S
Exhaust — single rear exit	S	S	S	S
Fascia — front, black	S	S	S	S
Front license plate bracket	O	O	O	O
Fog lamps (included in Exterior Appearance Group)	P	P	P	P
Glass				
Clear windshield, front doors	S	S	S	S
Clear windows (rear)	O	—	—	—
Tinted windows (rear)	O	—	—	S
Grille				
Front, black grille	S	S	S	S
Front, bright grille (included with Premium Appearance Package)	P	P	P	P
Headlamps				
Enhanced halogen quad headlamps	S	S	S	S
Daytime running lamps	O	O	O	O
Mud Flaps				
Front	LPO	LPO	LPO	LPO
Front and Rear	LPO	—	—	LPO



	Cargo Van (1500, 2500, 3500)	Cutaway (3500)	Chassis Cab (3500)	Window Van (2500)
Mirrors, Exterior				
Manual, black, dual lens, turn signal repeaters	S	S	S	S
Power (both lens), heated, folding	O	—	—	O
Power (both lens), heated	—	O	O	—
Extended mirror arm for 96-ft. wide upfit bodies	—	S	S	—
Paint — monotone	S	S	S	S
Bright White	O	O	O	O
Black	O	O	O	O
Flame Red	O	O	O	O
Deep Cherry Red Crystal Metallic	O	O	O	O
True Blue Metallic	O	O	O	O
Bright Silver Metallic	O	O	O	O
Granite Crystal Metallic	O	O	O	O
Sandstone Metallic	O	O	O	O
Tail lamps				
Incandescent	S	S	S	S
Six-foot tail lamp wiring harness extension	—	S	S	—
Tires				
P225/75R16C BSW All-season	S	S	S	S
Spare tire, full size	S	S	S	S
Temporary frame mounted spare	—	O	O	—
Delete spare tire	LPO	LPO	LPO	LPO
Tire-pressure monitoring	S	S	S	S
Tire inflator and sealant kit	O	O	O	O
Wheels				
16 x 6-in. five lug, silver painted steel wheel with partial wheel cover	S	S	S	S
16 x 6-in. five lug, silver painted steel wheel with full wheel cover	O	O	O	O
16 x 6-in. five lug, aluminum wheel with cast split-spokes	O	O	O	O
16 x 6-in. five lug white painted steel wheel	LPO	LPO	LPO	LPO
Delete center cap	LPO	LPO	LPO	LPO
Steel spare	S	S	S	S
Delete spare (includes air compressor and tire sealant kit)	LPO	LPO	LPO	LPO
Windshield wipers — variable intermittent	S	S	S	S




	Cargo Van (1500, 2500, 3500)	Cutaway (3500)	Chassis Cab (3500)	Window Van (2500)
Interior				
Climate Control				
Single-zone manual heater, A/C temperature control	S	S	S	S
Single-zone manual heater	O	O	O	O
Rear heater, A/C prep	O	O	O	O
Bezel — center stack (black)	S	S	S	S
Cargo lamps	S	—	—	S
Cargo Partitions				
No partition	S	—	—	S
Solid partition	O	—	—	—
Window partition-sliding glass	O	—	—	—
Cluster				
Large rpm and speedometer gauges and smaller fuel and engine temperature gauges with red LED illuminated needles	S	S	S	S
Reconfigurable dot-matrix EVIC screen in center of display with menu selection switches located on instrument panel left side	S	S	S	S
Tachometer	S	S	S	S
Trip computer	S	S	S	S
Oil level sensor	S	S	S	S
Colors — interior trim (black / gray)	S	S	S	S
Cup holders — center stack (3)	S	S	S	S
Door Locks				
Power speed sensitive	S	S	S	S
Remote keyless entry	S	S	S	S
Keys — one remote and one valet	S	S	S	S
Additional keys — two remote	O	O	O	O
Electrical — 12-volt upfitter interface block (located in passenger side b-pillar)	O	O	O	O
Floor Covering				
Front compartment — rubber	S	S	S	S
Front floor access covers — battery and fuel sending unit	S	S	S	S
Rear compartment — metal floor with cargo tie down loops	S	S	S	S
Rear compartment — wooden with cargo tie down loops	O	O	O	O



	Cargo Van (1500, 2500, 3500)	Cutaway (3500)	Chassis Cab (3500)	Window Van (2500)
Floor Mats				
Front, Mopar premium	O	O	O	O
Front, Mopar slush	O	O	O	O
Grab handles — driver/passenger assist	S	S	S	S
Lighting — courtesy, dome light, incandescent	S	S	S	S
Mirror — rearview				
Manual day/night	S	S	S	S
Mirror delete (included with solid partition)	P	—	O	—
Power Outlet				
12-volt Front auxiliary power outlet (replaced by cigarette lighter with smoker package)	S	S	S	S
12-volt Rear auxiliary power outlet	O	—	—	O
Seats				
Cloth — gray / black inserts with black bolsters and head rests	S	S	S	S
Vinyl — gray / black inserts with black bolsters and head rests	O	O	O	O
Driver bucket — six-way adjustable, armrest	S	S	S	S
Driver bucket — six-way adjustable, armrest, lumbar	O	O	O	O
Driver bucket — six-way adjustable, armrest, lumbar, suspension	O	O	O	O
Driver bucket — six-way adjustable, armrest, lumbar, swivel	LPO	LPO	LPO	LPO
Passenger bucket — four-way adjustable	S	S	S	S
Passenger bucket — four-way adjustable, armrest, lumbar	O	O	O	O
Passenger bucket — four-way adjustable, armrest, lumbar, swivel (must have driver swivel seat)	LPO	LPO	LPO	LPO
Passenger dual bench seat — fold down console	O	O	O	O
Passenger seat delete	LPO	LPO	LPO	LPO
Heated driver seat	O	O	O	O
Heated passenger seat	O	O	O	O
Shifter				
Instrument panel-mounted shift lever (six-speed 62TE automatic transmission with 3.6-liter gas engine)	S	S	S	S
Instrument panel-mounted shift lever (six-speed MTA automated manual transmission with 3.0-liter diesel engine)	O	O	O	O
Tow haul	S	S	S	S



	Cargo Van (1500, 2500, 3500)	Cutaway (3500)	Chassis Cab (3500)	Window Van (2500)
Rear-load Compartment Trim				
Lower trim panel	O	—	—	—
Upper/lower trim panels	O	—	—	—
Speed control	O	O	O	O
Steering column — telescoping	S	S	S	S
Steering Wheel				
Urethane	S	S	S	S
Leather wrapped	O	O	O	O
Storage				
Dual glove boxes with closing doors	S	S	S	S
Locking glove box-included with Forward Convenience Package	P	P	P	P
Sun visors — driver and front-passenger, with storage sleeve	S	S	S	S
Turn signals — three-blink lane-change feature	S	S	S	S
Windows				
Power, front with one touch express down and lift delay	S	S	S	S
Rear defroster	O	—	—	O
Uconnect Multimedia				
Bluetooth connectivity — Includes handsfree phone, steering wheel controls, Voice Command	O	O	O	O
Connectivity				
Media hub (auxiliary)	S	S	S	S
Media Hub (1.0 amp USB, auxiliary)	P	P	P	P
USB 2.5-amp charging-only port	S	S	S	S
Navigation	O	O	O	O
Radios				
AM/FM MP3 capable with 18 AM/FM preset stations, single din storage	S	S	S	S
Uconnect 5.0 AM/FM/BT/CD with 12 AM/FM preset stations	O	O	O	O
Radio controls — steering-wheel mounted audio controls	P	P	P	P
SiriusXM Radio	O	O	O	O
Speaker Systems				
4 speakers – two 30-watt tweeters in A-pillars and two 40-watt mid-range in doors	S	S	S	S



	Cargo Van (1500, 2500, 3500)	Cutaway (3500)	Chassis Cab (3500)	Window Van (2500)
Safety and Security				
Air Bags				
Advanced front air bags	S	S	S	S
Supplemental side-curtain air bags	S	S	S	S
Supplemental side-seat air bags	S	S	S	S
Brakes				
Power-assisted four-wheel antilock disc brakes (1500 GVWR)	S	—	—	—
Power-assisted four-wheel antilock disc brakes (2500 GVWR)	S	—	—	S
Power-assisted four-wheel antilock disc brakes (3500 GVWR)	S	S	S	—
DOT Emergency Kit	O	O	O	O
Roof clearance lamps — front	S	S	S	S
Roof clearance lamps — front delete	—	O	O	—
Roof clearance lamps — rear	S	—	—	S
Electronic stability control — includes antilock brakes (ABS), Brake Assist, brake-lock differential, Electronic Roll Mitigation, Hill-start Assist, automatic brake lamp actuation, traction control, engine drag control, trailer-sway control, drift compensation	S	S	S	S
ParkSense rear park assist system	O	—	—	O
ParkView rear backup camera	O	—	—	O
ParkView rear backup camera prep	S	—	—	S
Remote keyless entry — controls for power locks, panic alarm; includes one transmitter	S	S	S	S
Restraints				
Front shoulder height-adjustable (outboard only)	S	S	S	S
Three-point seat belt, front center (when equipped)	S	S	S	S
Security alarm	O	O	O	O
Tire-pressure monitor with display (included with EVIC)	S	S	S	S



	Cargo Van (1500, 2500, 3500)	Cutaway (3500)	Chassis Cab (3500)	Window Van (2500)
Groups and Packages				
Smokers Package — Includes removable ash tray, cigar lighter (replaces 12-volt power outlet)	O	O	O	O
Forward Convenience Package — Includes locking glove box, overhead shelf, windshield document clip	O	O	O	O
Cargo Convenience Group — Includes side wall tie-down loops, rear door storage net	O	—	—	O
Premium Appearance Package — Includes bright front grille, fog lamps	O	O	O	O

...